

Johnny Exploratory

Ver. December 18, 2014

Teacher Instructions:

- a. In this example, the goal is to illustrate the records needed for an SAE. Each AET practice scenario has a beginning and ending date, which is set by the teacher. THE YEARS HAVE TO BE SET FOR ENTRIES IN THE CURRENT YEAR OR PRIOR; no future dates are allowed.
- b. To set this exercise, complete the base years for this example as:

AET Practice Year is _____(a)

** Project begins in September (a) and goes to December.*

- c. Encourage the students to use your set date of "a" to complete the date sections of this example **prior to them entering the work in "Practice AET"**

Student Instructions:

This example SAE includes:

- ✓ An example that starts in year (a)
- ✓ Creating a SAE plan and related entries



To get started:

- ✓ Use your the year "a" to complete all date blanks in the exercise.
- ✓ Once completed, follow the steps below using the "Practice AET Account" located on www.theaet.com & write your name & password for "Practice AET" below:

Practice User Name _____ Password _____

- ✓ ***When you log back into this SAE to complete and edit your entries, make sure to log in using the "Practice AET menu" and NOT your normal log in area of AET***

Step 1 – Log into "Practice AET" on www.theaet.com in the left upper menu & Set your practice class.


- a. Log into "practice AET" or create an account by completing the required information
- b. All students in AET have a first agricultural class, so once logged in, select "PROFILE"  and choose  to add your class example starting **September 1, _____(a)**

Step 2 – Create your SAE, Plan and other details in AET

“Johnny Exploratory” enters the AET Demo Chapter agricultural education program and upon completing www.ExploreSAE.com and FFA’s Career Cruising has an interest in greenhouse operations project within Plant Systems. The result is that the student has an Exploratory SAE in Career Exploration.

The teacher assigns all students to develop a career exploration project and outlines:


- Develop an SAE Plan and complete all areas
- Spend a minimum of two-hours researching the industry
- Identify an industry contact and develop 5 questions
- Complete a one-page business or industry summary (Due in one week)
- Contact the industry professional and interview using 5 questions
- Develop a final three-page summary and “Single SAE Report” (Due in three weeks)

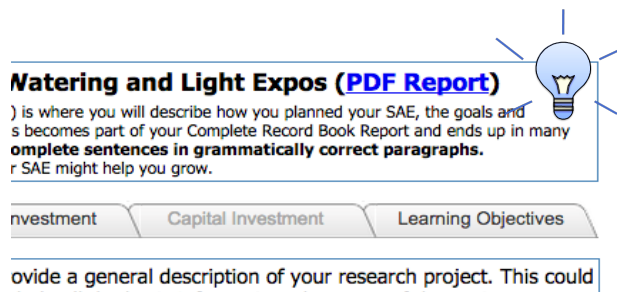
a. Recording the SAE Experience (SAE)  in the PROFILE section of AET


- Name: Career Exploration in Greenhouse Management
- SAE Type: Exploratory
- AFNR Area: Leadership, Education and Communication
- Sub-Area: Career Success - “Save each section”

b. Step 2 –Develop an SAE Plan  (Develop your own ending to each area and save each section)

- SAE Description – I have selected this SAE to represent my interest in greenhouse operations and management....
- Time – I plan on researching this business area at the library computer lab ...
- Planned Learning Outcomes – I am hoping to learn more about the operations of a greenhouse with a particular interest in water quality and

 A copy of your plan can be printed (PDF Report) and turned in as the first record in developing your SAE and provided to your teacher to grade your SAE Plan.



Watering and Light Expos (PDF Report) 

is where you will describe how you planned your SAE, the goals and s becomes part of your Complete Record Book Report and ends up in many **complete sentences in grammatically correct paragraphs.** r SAE might help you grow.

Investment Capital Investment Learning Objectives

Provide a general description of your research project. This could include all the basic information, the name of the project,...

AET Practice – Career Exploration

Step 3 – Now to record you activities in your SAE, or called your AET Experience.

The records for this experience are journals

a. Select your JOURNAL menu, and choose your AET Experience type.

Date	SAE	Activity	Hr	Description
09/05/___(a)	Career Exploration -Greenhouse management	Managing personal growth	3	USDA job outlook, FFA.org, and other businesses online.
09/06/___(a)	Career Exploration -Greenhouse management	Working with organizations	2	Called Chamber of Commerce and learned about local businesses and contacts.
09/12/___(a)	Career Exploration -Greenhouse management	Working with organizations	2	Contacts / Called local Greenhouse, Inc. and did a phone interview and setup a meeting
09/14/___(a)	Career Exploration -Greenhouse management	Working with organizations	3	Report / Developed my one page business summary and 5 draft questions. Turned them into my teacher and made edits. Grade was 18/20.
09/17/___(a)	Career Exploration -Greenhouse management	Working with organizations	3	Job Day / Meeting day with Mr. Greenthumb, tour of the greenhouse operations, shipping and receiving areas. Learned about water recycling and basic operations.
9/19/___(a)	Career Exploration -Greenhouse management	Managing personal growth	4	Report / Completed by full report. Also, sent a thank you card. Turned in my report on 9/20
9/20/___(a)	Career Exploration -Greenhouse management	Managing personal growth	1	Complete / Reviewed my SAE Plan for edits and printed my "Single SAE Report" to turn in as my grade.

Step 4 – Review SAE project in "Develop your AET Experience"

- Review the SAE Plan,
- Annual Review - "Learned about career exploration in horticulture and related industry for careers...(complete in your own words)"
- The project is complete, so select - "inactive" to close this SAE (still available for reporting, just no more records)

✓ **All done**...now review the following AET reports to print for an SAE grade

1. Single Experience Report - - & choose "Complete Report (pdf)" - which will bring in all your SAE entries (i.e. your plan, your journal entries, your expenses and income as well as profit and loss statement.